

**E-501 (sq edge)**

**E-502**

**E-508**

**E-516**

**E-517**

**E-518**

**E-520**

**E-521**

**E-522**

**E-523**

**E-530**

**E-535**





**E-536**



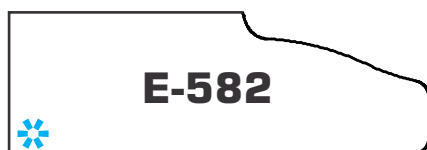
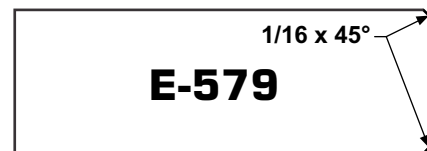



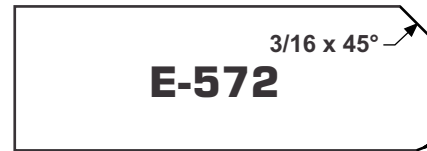
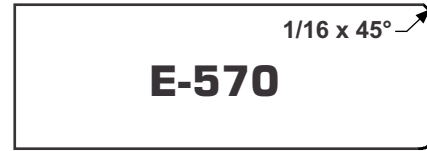
**E-539**

**E-540**

**\* PROFILE NOT SUITABLE FOR HINGE BORE  
(35mm, 1/2" DEPTH, 3mm OFFSET)**



**\* PROFILE NOT SUITABLE FOR HINGE BORE  
(35mm, 1/2" DEPTH, 3mm OFFSET)**



**\* PROFILE NOT SUITABLE FOR HINGE BORE  
(35mm, 1/2" DEPTH, 3mm OFFSET)**

**E-5026**

**E-5027**

**E-5028**

**E-5029**

**E-5030**

**E-5031**

**E-5032**

**E-5034**

**E-5035**

**E-5201**

**E-5202**

 **PROFILE NOT SUITABLE FOR HINGE BORE**  
**(35mm, 1/2" DEPTH, 3mm OFFSET)**