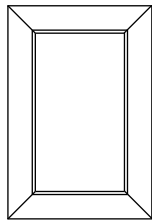
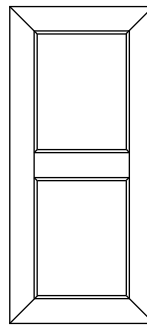


fleetwoods is pleased to provide its customers with the design option of a high quality construction mitered door.

1. All mitered doors are style #290- with the appropriate configuration suffix.




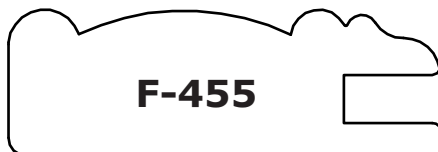
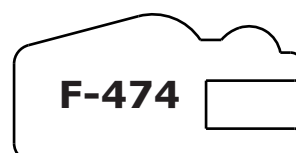
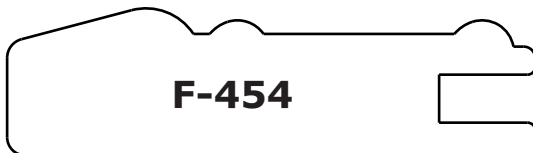
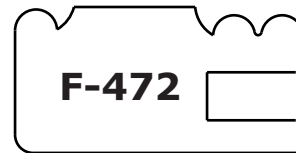
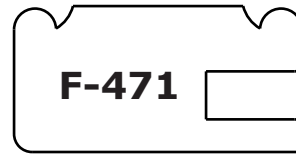
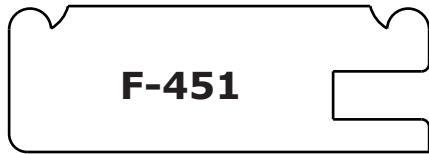
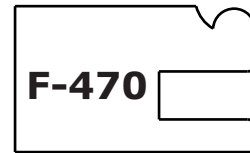
290-00



290-02

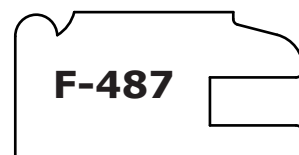
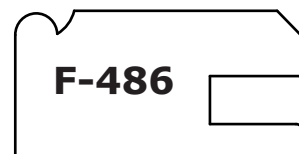

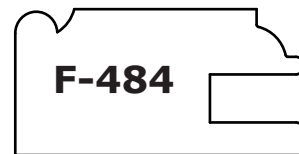

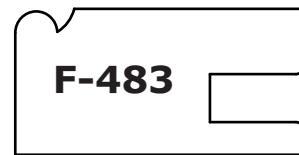
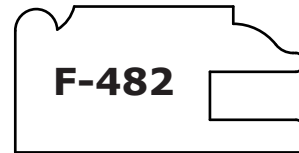

2. Mitered frames can be combined with almost any panel profile to create a wide range of appearances.

Mitered doors may also be ordered with any of the mortise and tenon frame profiles.




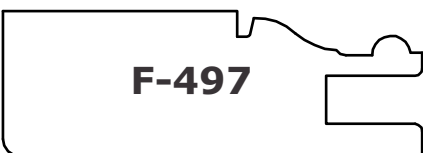




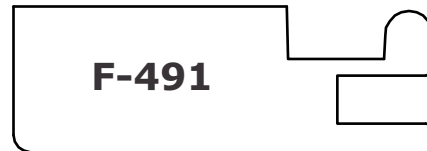
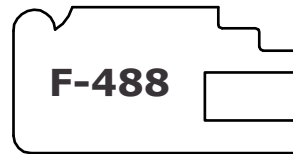



Mitered doors may also be ordered with any of the mortise and tenon frame profiles.

MITER FRAME PROFILES



Mitered doors may also be ordered with any of the mortise and tenon frame profiles.



Mitered doors may also be ordered with any of the mortise and tenon frame profiles.

